



# **GENDER AUDIT REPORT**

## **2017-18 to 2021-22**



**Prepared by**  
**Internal Quality Assurance Cell (IQAC)**  
**& Women's Cell**

**Nilambazar College.**  
**Affiliated to Assam University, Silchar**



## **Introduction:**

Gender audit is an essential tool to promote gender equality and women empowerment. It is a process to assess gender equality of an organization. It is very helpful in finding the main gender biases in an organization. Hence, gender equality is emphasized to promote women empowerment. Equality is our constitutional value. All human beings are equal irrespective of sex. Workforce participation of women and their empowerment are interlinked. Education is prerequisite for empowerment of women. Gender audit in higher educational institution is needed to check whether the rules and policies formulated by the decision makers for women empowerment are institutionalized. It is very helpful to understand whether the college follows all the rules and regulations to gender equality.

Nilambazar College has formed Women's Cell and Internal Complaints Committee (ICC) to ensure and monitor gender equality among the student and staffs. The main function these cells is to promote gender equality in the college. The students are made aware of the significance of gender equality for empowerment of women in the society.

Women's Cell of Nilambazar College with support from IQAC of the college conducted gender audit to check whether gender equality is institutionalized in the college for the academic year 2017-18 to 2021-22.

## **Objectives of Gender Audit**

The main objective of gender audit is to assess gender equality in the college. In this regard, the audit focuses on the following points in particular:

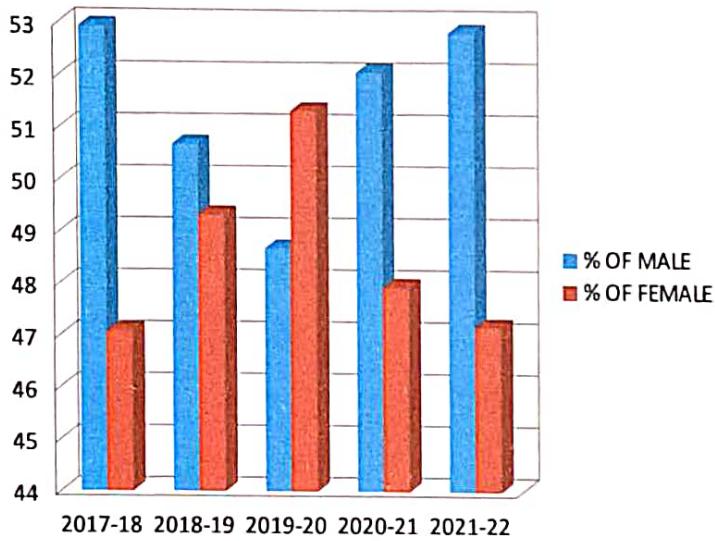
1. To examine security and safety of women in the campus.
2. To examine participation of female students and teachers in decision making process.
3. To examine the enrolment of girl's students in the college.
4. To spread awareness of gender equality and its importance to college community.

  
29/10/22  
Principal  
NILAMBAZAR COLLEGE  
P.O. Nilambazar, Dist. Karimganj



2017-18 to 2021-22					
GENDER BALANCE AT GRADUATE LEVEL (2017-18 TO 2021-22)					
ACADEMIC YEAR-WISE GENDER CLASSIFICATION					
SESSION	MALE	FEMALE	TOTAL	% OF MALE	% OF FEMALE
2017-18	406	361	767	52.9335071708	47.0664928292
2018-19	410	399	809	50.6798516687	49.3201483313
2019-20	386	407	793	48.6759142497	51.3240857503
2020-21	465	428	893	52.071668533	47.928331467
2021-22	550	491	1041	52.8338136407	47.1661863593

GRAPHICAL REPRESENTATION OF GENDER CLASSIFICATION (2017-18 TO 2021-22)



*[Signature]*  
29/10/22  
Principal  
NILAMBAZAR COLLEGE  
P.O. Nilambazar, Dist. Karimganj



1 GENDER DIFFERENCE IN THE ACADEMIC YEAR- 2017-18

COURSE	MALE	FEMALE	TOTAL	% OF MALE	% OF FEMALE
TDC (ARTS)	406	361	767	52.9	47.06

2 GENDER DIFFERENCE IN THE ACADEMIC YEAR- 2018-19

COURSE	MALE	FEMALE	TOTAL	% OF MALE	% OF FEMALE
TDC (ARTS)	410	399	809	50.67	49.32

3 GENDER DIFFERENCE IN THE ACADEMIC YEAR- 2019-20

COURSE	MALE	FEMALE	TOTAL	% OF MALE	% OF FEMALE
TDC (ARTS)	386	407	793	48.67	51.32

4 GENDER DIFFERENCE IN THE ACADEMIC YEAR- 2020-21

COURSE	MALE	FEMALE	TOTAL	% OF MALE	% OF FEMALE
TDC (ARTS)	465	428	893	52.07	47.92

5 GENDER DIFFERENCE IN THE ACADEMIC YEAR- 2021-22

COURSE	MALE	FEMALE	TOTAL	% OF MALE	% OF FEMALE
TDC (ARTS)	550	491	1041	52.83	47.16

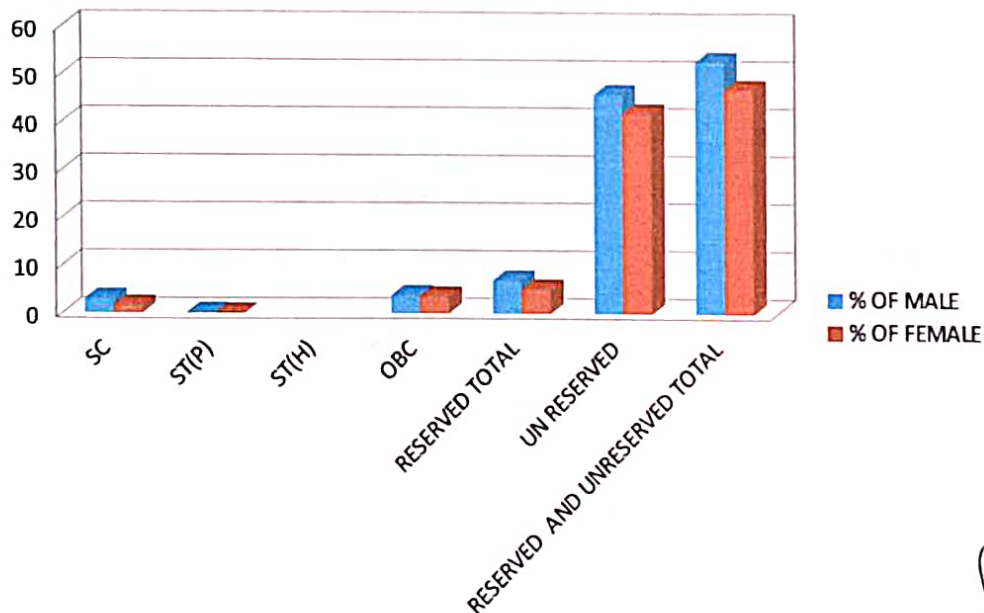
  
29/10/22  
Principal  
NILAMBAZAR COLLEGE  
P.O. Nilambazar, Dist. Karimganj




**GENDER DIFFERENCE IN VARIOUS SOCIAL CATEGORIES 2017-18  
(GRADUATION LEVEL)**

SL NO	CATEGORY	MALE	FEMALE	TOTAL	% OF MALE	% OF FEMALE	AGGREGATE %
1	SC	23	12	35	2.99869621904	1.56453715776	4.563233377
2	ST(P)	1	0	1	0.13037809648	0	0.130378096
3	ST(H)	...	...	...	...	...	NIL
4	OBC	29	27	56	3.78096479791	3.52020860495	7.301173403
5	RESERVED TOTAL	53	39	92	6.91003911343	5.08474576271	11.99478488
6	UN RESERVED	353	322	675	46.0234680574	41.9817470665	88.00521512
7	RESERVED AND UNRESERVED TOTAL	406	361	767	52.9335071708	47.0664928292	100

**GENDER DIFFERENCE IN VARIOUS SOCIAL CATEGORIES 2017-18 in Bar Diagram**



  
 29/10/22

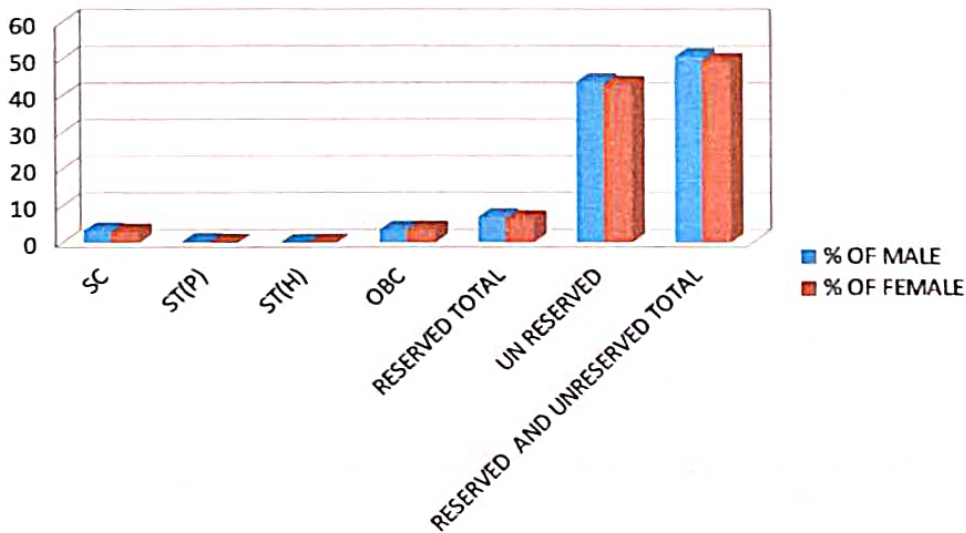
**Principal**  
**NILAMBAZAR COLLEGE**  
 P.O. Nilambazar, Dist. Karimganj



**GENDER DIFFERENCE IN VARIOUS SOCIAL CATEGORIES 2018-19  
(GRADUATION LEVEL)**

SL NO	CATEGORY	MALE	FEMALE	TOTAL	% OF MALE	% OF FEMALE	AGGREGATE %
1	SC	26	23	49	3.21384425216	2.84301606922	6.056860321
2	ST(P)	2	0	2	0.24721878863	0	0.247218789
3	ST(H)	0	0	0	0	0	0
4	OBC	28	28	56	3.46106304079	3.46106304079	6.922126082
5	RESERVED TOTAL	56	51	107	6.92212608158	6.30407911001	13.22620519
6	UN RESERVED	354	348	702	43.7577255871	43.0160692213	86.77379481
7	RESERVED AND UNRESERVED TOTAL	410	399	809	50.6798516687	49.3201483313	100

GENDER DIFFERENCE IN VARIOUS SOCIAL CATEGORIES 2018-19 in Bar Diagram



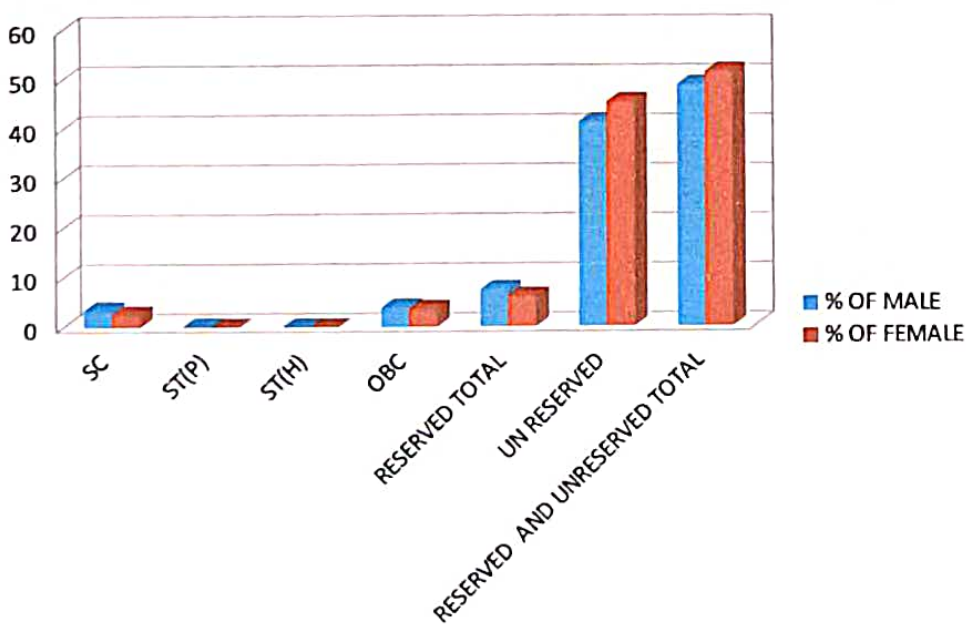
  
 29/10/22  
 Principal  
 NILAMBAZAR COLLEGE  
 P.O, Nilambazar, Dist. Karimganj



**GENDER DIFFERENCE IN VARIOUS SOCIAL CATEGORIES 2019-20  
(GRADUATION LEVEL)**

SL NO	CATEGORY	MALE	FEMALE	TOTAL	% OF MALE	% OF FEMALE	AGGREGATE %
1	SC	27	20	47	3.40479192938	2.52206809584	5.926860025
2	ST(P)	1	0	1	0.12610340479	0	0.126103405
3	ST(H)	0	0	0	0	0	0
4	OBC	31	28	59	3.90920554855	3.53089533417	7.440100883
5	RESERVED TOTAL	59	48	107	7.44010088272	6.05296343001	13.49306431
6	UN RESERVED	327	359	686	41.235813367	45.2711223203	86.50693569
7	RESERVED AND UNRESERVED TOTAL	386	407	793	48.6759142497	51.3240857503	100

**GENDER DIFFERENCE IN VARIOUS SOCIAL CATEGORIES 2019-20 in Bar Diagram**



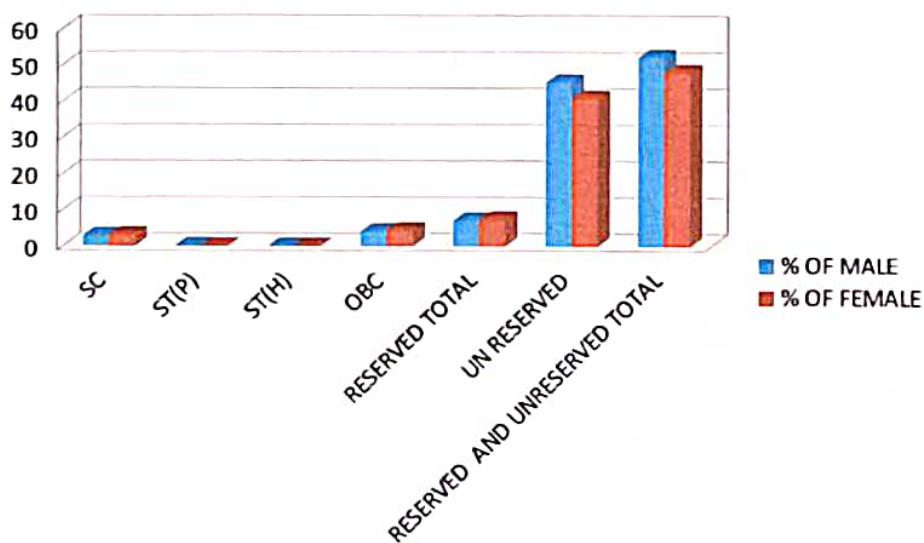
  
 29/10/23  
 Principal  
 NILAMBAZAR COLLEGE  
 P.O. Nilambazar, Dist Karimganj




**GENDER DIFFERENCE IN VARIOUS SOCIAL CATEGORIES 2020-21  
(GRADUATION LEVEL)**

SL NO	CATEGORY	MALE	FEMALE	TOTAL	% OF MALE	% OF FEMALE	AGGREGATE %
1	SC	25	27	52	2.79955207167	3.0235162374	5.823068309
2	ST(P)	1	0	1	0.11198208287	0	0.111982083
3	ST(H)	0	0	0	0	0	0
4	OBC	36	38	74	4.0313549832	4.25531914894	8.286674132
5	RESERVED TOTAL	62	65	127	6.94288913774	7.27883538634	14.22172452
6	UN RESERVED	403	363	766	45.1287793953	40.6494960806	85.77827548
7	RESERVED AND UNRESERVED TOTAL	465	428	893	52.071668533	47.928331467	100

**GENDER DIFFERENCE IN VARIOUS SOCIAL CATEGORIES 2020-21 in Bar Diagram**



  
 29/10/22  
 Principal  
 NILAMBAZAR COLLEGE  
 P.O. Nilambazar, Dist. Karimganj

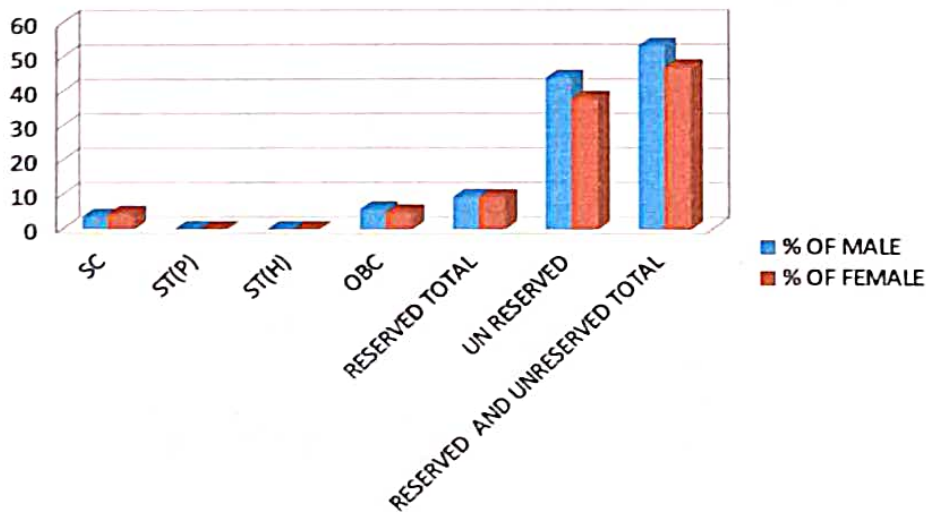




**GENDER DIFFERENCE IN VARIOUS SOCIAL CATEGORIES 2021-22  
(GRADUATION LEVEL)**

SL NO	CATEGORY	MALE	FEMALE	TOTAL	% OF MALE	% OF FEMALE	AGGREGATE %
1	SC	37	46	83	3.55427473583	4.41882804995	7.973102786
2	ST(P)	0	0	0	0	0	0
3	ST(H)	0	0	0	0	0	0
4	OBC	60	50	110	5.76368876081	4.80307396734	10.56676273
5	RESERVED TOTAL	97	96	193	9.31796349664	9.22190201729	18.53986551
6	UN RESERVED	456	392	848	43.8040345821	37.6560999039	81.46013449
7	RESERVED AND UNRESERVED TOTAL	553	488	1041	53.1219980788	46.8780019212	100

**GENDER DIFFERENCE IN VARIOUS SOCIAL CATEGORIES 2021-22 in Bar Diagram**



*Ishwar*  
 29/10/22  
 Principal  
 NILAMBAZAR COLLEGE  
 P.O. Nilambazar, Dist. Karimgani



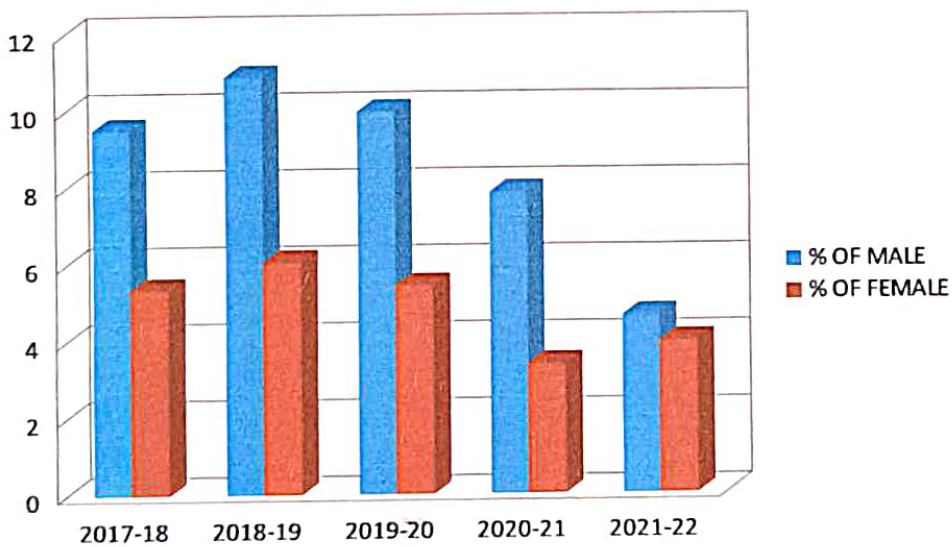
**GENDER BALANCE OF ENROLLMENT AS NSS VOLUNTEERS IN NILAMBAZAR COLLEGE**

SESSION	MALE	FEMALE	TOTAL	% OF MALE	% OF FEMALE	AGGREGATE %
2017-18	73	41	114	9.51760104302	5.34550195567	14.863103
2018-19	88	49	137	10.8776266996	6.05686032138	16.93448702
2019-20	79	43	122	9.96216897856	5.42244640605	15.38461538
2020-21	70	30	100	7.83874580067	3.359462486	11.19820829
2021-22	48	41	89	4.61095100865	3.93852065322	8.549471662

Percentage are calculated on the basis of each year enrollment i.e. 767 in 2017-18 ,  
in 2018-19,793 in 2019-20,893 in 2020-21 and 1041 in 2021-22..

809

**GENDER BALANCE OF ENROLLMENT AS NSS VOLUNTEERS IN NILAMBAZAR COLLEGE IN BAR DIAGRAM**



*Ashwan*  
29/10/22  
Principal  
NILAMBAZAR COLLEGE  
P.O, Nilambazar, Dist. Karimganj

**Suggestions:**

1. More gender sensitization programmes should be conducted to make the students aware of gender issues.
2. The numbers of girl's toilets should be increased.
3. More cultural and sports programmes on a regular basis.
4. More awareness programmes on legal rights, female health issues etc.
5. Organizing self-defence programmes on a regular basis.
6. Basic facilities like sanitary pad should be provided.

*Atiqur Rahman*  
29/10/22

(Dr. Atiqur Rahman)  
Principal  
Nilambazar College

**Principal**  
**NILAMBAZAR COLLEGE**  
P.O. Nilambazar, Dist. Karimganj

*Rupali Das*  
10/10/22  
(Mrs. Rupali Das)  
Convener  
Women's Cell  
Nilambazar College

*Jalal Uddin*  
29.10.2022  
(Mr. Jalal Uddin)  
Co-ordinator, IQAC  
Nilambazar College  
**Co-Ordinator**  
**I.Q.A.C.**  
**Nilambazar College**